



WARNING:
Choking Hazard

ASSEMBLY GUIDE

To assemble your plastic miniatures, carefully remove the pieces from the sprue frames using a plastic clipper. Be sure to make note of the part numbers on the sprue as you remove each part - these are referenced in the guide below. We recommend using a plastic cement to glue these pieces together.

SHADOWS OF BRIMSTONE™

CITY OF THE ANCIENTS

CLIPPERS



PLASTIC CEMENT



SALOON GIRL



30mm Base

STRANGLERS




30mm Base

VOID SPIDERS




(No Base)

NIGHT TERRORS



40mm Base


U.S. MARSHAL



30mm Base

TENTACLES

(2 Poses)



30mm Base

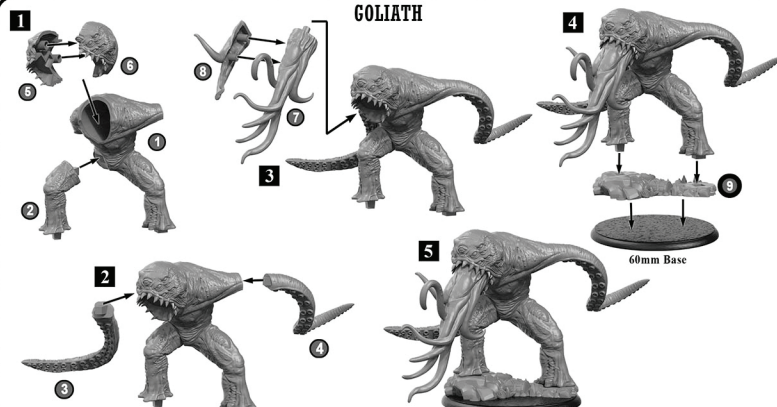
30mm Base

GUNSLINGER



30mm Base

GOLIATH



60mm Base

BANDIDO



30mm Base